

# SEI World Equity ex US Fund (CT 1)

Fact Sheet / July 31, 2024



## Investment Strategy

The World Equity Ex-U.S. Fund, (the "Fund") is a collective trust that seeks to provide long-term capital appreciation. Under normal circumstances, the Fund will invest at least 80% of its net assets in equity securities of foreign companies of various capitalization ranges. The Fund will invest in securities of foreign issuers located in developed countries as well as emerging-market countries, although no more than 30% of its assets will be invested in equity securities of emerging-market issuers.

### Collective Investment Trusts

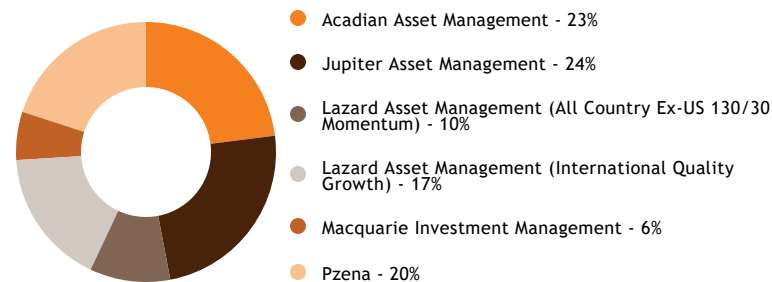
SEI Trust Company (the "Trustee") serves as the Trustee of the Fund and maintains ultimate fiduciary authority over the management of, and the investments made, in the Fund. The Fund is part of a Collective Investment Trust (the "Trust") operated by the Trustee. The SEI Core Strategies Collective Trust is a trust for the collective investment of assets of participating tax qualified pension and profit sharing plans and related trusts, and governmental plans as more fully described in the Declaration of Trust. The SEI Core Strategies Collective Trust is managed by SEI Trust Company, the Trustee, based on the investment advice of SEI Investments Management Corporation, the investment adviser to the Trust. As a bank collective trust, the SEI Core Strategies Collective Trust is exempt from registration as an investment company.

## Fund Details

Total Net Assets	\$41.01 Million
Share Class	CT 1
CUSIP	999917CS4
Inception Date	December 29, 2008
Expenses Before Waivers	0.64%
Expenses After Waivers*	0.61%

\* Fee waivers are voluntary and may be discontinued at any time.

## Manager Allocations



## Manager Details

Manager	Start Date	Key Attributes
Acadian Asset Management	Apr 24, 2009	Diverse and innovative factor model
Jupiter Asset Management	Oct 7, 2022	Stock selection balancing Value and Quality with SEI's active ESG integration
Lazard Asset Management	Feb 1, 2023	Quantitative Residual Momentum process with 130/30 extension
Lazard Asset Management	Feb 9, 2021	Stock selection seeking Quality compounders with SEI's active ESG integration
Macquarie Investment Management	Feb 8, 2021	Concentrated, idiosyncratic risk exposure
Pzena	Oct 7, 2022	Deep-value focus

## Performance Review

	Cumulative (%) as of Jul 31, 2024			Annualized (%) as of Jun 30, 2024				
	1 Month	3 Month	YTD	1 Year	3 Year	5 Year	10 Year	Since Inception
SEI World Equity ex US Fund (CT 1)	2.81	5.94	7.64	10.86	0.03	5.80	4.05	7.05

## Calendar Year Returns (%)

	2023	2022	2021	2020	2019	2018	2017	2016
SEI World Equity ex US Fund (CT 1)	16.57	-16.91	6.97	14.30	23.38	-16.24	29.14	3.51

Past performance does not guarantee future results. Current performance may be higher or lower. The principal value and investment return of an investment will fluctuate so that shares, when redeemed, may be worth more or less than their original value.

To determine if the Fund is an appropriate investment for you, carefully consider the investment objectives, risk factors and charges and expenses before investing. This and other information can be found in the Fund's Declaration of Trust. Read the Declaration of Trust carefully before investing.

For Plan Participant Use

## Portfolio Characteristics

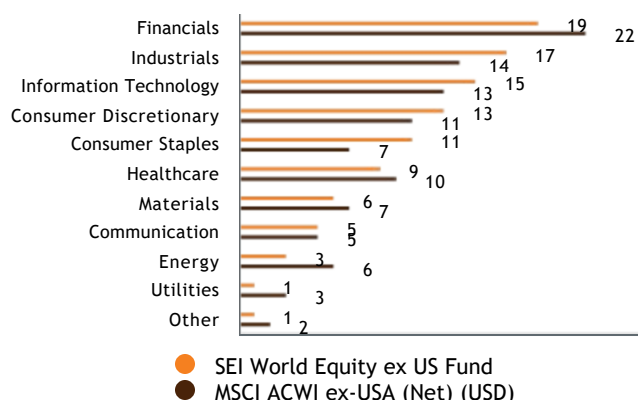
	Fund	Index
Weighted Capitalization (mil)	\$66,981	\$109,480
Number of Holdings	1,221	2,165
Price-to-Book Ratio	2.20	1.90
Median Forward Price to Earnings Ratio	15.40	16.00
Beta	0.95	N/A
Tracking Error (3 Year) (%)	3.17	N/A
Standard Deviation (3 Year) (%)	17.39	16.37

## Top 10 Holdings (excluding cash)

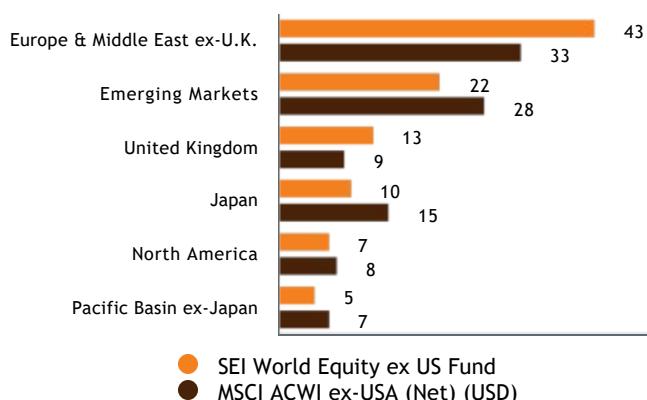
	% of Net Assets
ROCHE HOLDING AG	1.24
NOVO NORDISK A/S	1.15
SANOFI SA	1.05
INDUSTRIA DE DISENO TEXTIL SA	1.04
NOKIA OYJ	1.01
RECKITT BENCKISER GROUP PLC	0.94
CHECK POINT SOFTWARE TECHNOLOGIES LTD.	0.90
WOLTERS KLUWER NV	0.88
BAYER AG	0.88
SAP SE	0.84

Holdings are subject to change.

## Top 10 Sectors - (ex-cash) (% of portfolio)



## Regions - (ex-cash) (% of portfolio)



## Risk Information

There are risks involved with investing including loss of principal. There is no assurance that the objectives of any strategy or fund will be achieved or will be successful. No investment strategy, including diversification, can protect against market risk or loss.

Current and future portfolio holdings are subject to risk. The Fund may invest in derivatives, which are often more volatile than other investments and may magnify the Fund's gains or losses. In addition to the normal risks associated with investing, international investments may involve risk of capital loss from unfavorable fluctuation in currency values, from differences in generally accepted accounting principles or from social, economic or political instability in other nations. Emerging markets involve heightened risks related to the same factors as well as increased volatility and lower trading volume.

## Glossary and Important Information

**Beta:** Quantitative measure of the Fund's volatility relative to the benchmark used. A beta above 1 indicates the fund is more volatile than the overall market, while a beta below 1 indicates the fund is less volatile.

**Price to Book Ratio:** The most recent price of a security divided by the company's annual fiscal year basis book value per share. Preliminary book value per share figures are used when available otherwise the book value per share is from the most recent fully reported financials. When the denominator is negative, the output is suppressed.

**Price to earnings ratio:** The most recent price of a security divided by the company's annual fiscal year basis earnings per share. Preliminary earnings per share values are used when available otherwise the earnings per share is from the most recent fully reported financials. When the denominator is negative, the output is suppressed.

**Standard Deviation (Absolute):** Used to describe historical volatility, a statistical measure of the distance a quantity is likely to lie from its average value. It is applied to the annual rate of return of an investment, to measure the investment's volatility (risk). Standard Deviation is synonymous with volatility, in that the greater the standard deviation the more volatile an investment's return will be. A standard deviation of zero would mean an investment has a return rate that never varies.

**Tracking error:** The measure of the risk of the portfolio relative to the benchmark.

**Weighted Capitalization:** The market price of an entire company, calculated by multiplying the number of shares outstanding by the price per share.

For those SEI products which employ a multi-manager structure, SIMC is responsible for overseeing the sub-advisers and recommending their hiring, termination, and replacement.

The SEI Core Strategies Funds are collective trust funds not mutual funds. Collective trust funds are only available to qualified retirement plans and eliminate many of the administrative costs associated with retail and institutional mutual funds. A collective trust fund is exempt from SEC registration as an investment company under the Investment Company Act of 1940. The SEI Core Strategies Funds are managed by SEI Trust Company (STC), the trustee, based on the investment advice of SEI Investments Management Corporation (SIMC). STC and SIMC are wholly owned subsidiaries of SEI Investments Company. For more information on the collective trust funds, including fees and expenses, please read the disclosure document for the trust.

The MSCI All Country World ex US Index includes both Developed Markets and Emerging Markets countries, excluding the United States.

• Not FDIC Insured • No Bank Guarantee • May Lose Value • © 2024 SEI®